

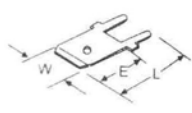
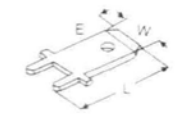
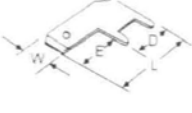
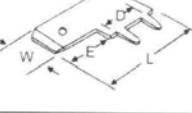
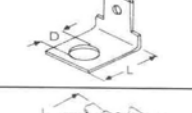


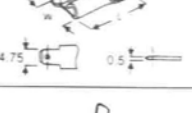
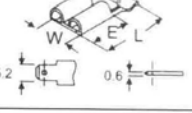
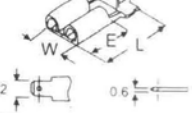


Part NO.	Type	Thickness	D	L	W	E	Material	Wire AWG#	Pcs/Reel	Remark	Diagram	
2045	2.2R	0.3	2.2 ϕ	9.3	4.6	5.2	BRASS	AWG 22-26	25000			
2030	2.6R	0.3	2.6 ϕ	9.3	4.6	5.2	BRASS	AWG 22-26	15000			
2046	2.6R	0.3	2.6 ϕ	9.6	5.5	6.1	BRASS	AWG 24-26	15000			
2061	2.6R	0.3	2.6 ϕ	9.6	5.5	6.1	BRASS	AWG 24-26	15000			
2048/6019	3.2R	0.25	3.2 ϕ	12.5	6	6.9	BRASS	AWG 22-26	25000			
2049	3.7R	0.25	3.7 ϕ	12.5	6	6.9	BRASS	AWG 22-26	25000			
2050	4.0R	0.25	4.0 ϕ	12.5	6	6.9	BRASS	AWG 24-26	25000			
2004/6018	2.5R	0.4	2.5 ϕ	12.4	6	6.9	BRASS	AWG 16-20	12000			
2005	2.66R	0.4	2.66 ϕ	12.4	6	6.9	BRASS	AWG 16-20	12000			
2006/6017	3.2R	0.4	3.2 ϕ	12.4	6	6.9	BRASS	AWG 16-20	12000			
2007	3.7R	0.4	3.7 ϕ	12.4	6	6.9	BRASS	AWG 16-20	12000			
2032	4.0R	0.4	4.0 ϕ	12.4	6	6.9	BRASS	AWG 16-20	12000			
2025/6021	2.5R	0.4	2.5 ϕ	12.2	6	7	BRASS	AWG 16-20	15000			
2026	3.2R	0.4	3.2 ϕ	12.2	6	7	BRASS	AWG 16-20	15000			
2027/6016	3.7R	0.4	3.7 ϕ	12.2	6	7	BRASS	AWG 16-20	15000			
2008	3.2R	0.5	3.2 ϕ	16.2	7.2	9.1	BRASS	AWG 16-20	8000			
2009/6014	3.7R	0.5	3.7 ϕ	16.2	7.2	9.1	BRASS	AWG 16-20	8000			
2010/6013	4.3R	0.5	4.3 ϕ	16.2	7.2	9.1	BRASS	AWG 16-20	8000			
2033	5.0R	0.5	5.0 ϕ	16.2	7.2	9.1	BRASS	AWG 16-20	8000			
2034	3.2R	0.5	3.2 ϕ	16.3	7.5	9.2	BRASS	AWG 16-20	8000			
2035	3.7R	0.5	3.7 ϕ	16.3	7.5	9.2	BRASS	AWG 16-20	8000			
2011	4.3R	0.5	4.3 ϕ	16.3	7.5	9.2	BRASS	AWG 16-20	8000			
2036	5.0R	0.5	5.0 ϕ	16.3	7.5	9.2	BRASS	AWG 16-20	8000			
2037	3.2R	0.5	3.2 ϕ	16.5	8	9.4	BRASS	AWG 16-20	8000			
2038/6012	3.7R	0.5	3.7 ϕ	16.5	8	9.4	BRASS	AWG 16-20	8000			
2012/6011	4.3R	0.5	4.3 ϕ	16.5	8	9.4	BRASS	AWG 16-20	8000			
2039	5.0R	0.5	5.0 ϕ	16.5	8	9.4	BRASS	AWG 16-20	8000			
2013	4.3R	0.5	4.3 ϕ	18.5	8	10	BRASS	AWG 16-18	7000			
2040/6006	5.3R	0.5	5.3 ϕ	18.5	8	10	BRASS	AWG 16-18	7000			
2041	6.0R	0.5	6.0 ϕ	18.5	8	10	BRASS	AWG 16-18	7000			
2014/6009	4.3R	0.5	4.3 ϕ	18.5	8.5	11	BRASS	AWG 16-18	7000			
2015/6008	5.3R	0.5	5.3 ϕ	18.5	8.5	11	BRASS	AWG 16-18	7000			
2016	6.0R	0.5	6.0 ϕ	18.5	8.5	11	BRASS	AWG 16-18	7000			
2052	5.0R	0.4	5.0 ϕ	15.5	8.9	9.3	BRASS	AWG 18-22	10000			
2053	5.0R	0.4	5.0 ϕ	15.5	8.9	9.3	BRASS	AWG 16-18	10000			
2063	4.3R	0.6	4.3 ϕ	20.2	8.1	12	BRASS	AWG 14-18	5000			
2064	5.4R	0.6	5.4 ϕ	20.2	8.1	12	BRASS	AWG 14-18	5000			
2054	4.3R	0.6	4.3 ϕ	21.3	10.2	13	BRASS	AWG 14-18	5000			
2055/6004	5.4R	0.6	5.4 ϕ	21.3	10.2	13	BRASS	AWG 14-18	5000			
2056/6005	6.4R	0.6	6.4 ϕ	21.3	10.2	13	BRASS	AWG 14-18	5000			
2029/6003	6.4R	0.6	6.4 ϕ	24.7	12.1	15.4	BRASS	AWG 14-18	4000			
2042	6.4R	0.8	6.4 ϕ	24.7	12.1	15.4	BRASS	AWG 14-18	4000			
2017	7.2R	0.6	7.2 ϕ	24.7	12.1	15.4	BRASS	AWG 14-18	4000			
2043	7.2R	0.8	7.2 ϕ	24.7	12.1	15.4	BRASS	AWG 14-18	4000			
2018	8.5R	0.6	8.5 ϕ	24.7	12.1	15.4	BRASS	AWG 14-18	4000			
2044	8.5R	0.8	8.5 ϕ	24.7	12.1	15.4	BRASS	AWG 14-18	4000			

Part NO.	Type	Thickness	D	L	W	E	Material	Wire AWG#	Pcs/Reel	Remark	Diagram
2019	10R	0.4	10 φ	27	15.9	15.9	BRASS	AWG 18-20	3000		
2020/6002	10R	0.5	10 φ	27	15.9	15.9	BRASS	AWG 18-22	3000		
2021	10R	0.4	10 φ	27	15.9	15.9	BRASS	AWG 18-22	3000		
2022/6001	10R	0.5	10 φ	27	15.9	15.9	BRASS	AWG 18-22	3000		
2023	10R	0.4	10 φ	27	15.9	15.9	BRASS	AWG 18-22	3000		
2024	10R	0.7	10 φ	27	15.9	15.9	BRASS	AWG 18-22	3000		
2002	3.2R	0.4	3.2 φ	10.5	6.3	6.4	BRASS	AWG 14-18	15000		
2003	3.7R	0.4	3.7 φ	10.5	6.3	6.4	BRASS	AWG 14-18	15000		
2028	4.0R	0.4	4.0 φ	10.5	6.3	6.4	BRASS	AWG 14-18	15000		
2051	4.3R	0.4	4.3 φ	10.5	6.3	6.4	BRASS	AWG 14-18	15000		
2031	4.3R	0.4	4.3 φ	13.5	7.25	9.54	BRASS	AWG 16-20	12000		
2066	3.2R	0.5	3.2 φ	12.5	7.5	8.3	BRASS	AWG 14-18	10000		
2067	3.7R	0.5	3.7 φ	12.5	7.5	8.3	BRASS	AWG 14-18	10000		
2068	4.3R	0.5	4.3 φ	12.5	7.5	8.3	BRASS	AWG 14-18	10000		
2062	5.2R	0.5	5.2 φ	12.5	7.5	8.3	BRASS	AWG 14-18	10000		
2415	5.5R	0.15		8.55	5.5	5.5	BRASS	AWG 22-26	10000		
2412		0.4	4.2 φ	12.2	8.5	9.3	BRASS	AWG 16-20	15000		
2057	3.5R	0.5	3.5 φ	15.9	7.5	9.8	BRASS	AWG 16-20	7500		
2065/6010	3.7R	0.5	3.7 φ	19.5	9.7	11.4	BRASS	AWG 16-20	5000		
2058/6007	4.3R	0.5	4.3 φ	19.1	8.5	11	BRASS	AWG 16-20	5000		
2059	4.3R	0.5	4.3 φ	21	10.1	12.8	BRASS	AWG 14-18	4000		
2060	5.2R	0.5	5.2 φ	20.2	9.8	12	BRASS	AWG 18-20	5000		
2047	10R	1	10.4 φ	35.2	20	23.3	BRASS	AWG 4-10	1000		
2101/7822	3.2Y	0.5	3.1	14.8	6	5.5	BRASS	AWG 22-26	15000		
2113/7722	3.4Y	0.5	3.4	14.8	6.6	5.5	BRASS	AWG 22-26	10000		
2102	3.6Y	0.5	3.6	16.8	6.5	6.4	BRASS	AWG 18-22	8000		
2110/7821	3.6Y	0.5	3.6	16.8	7.3	6.3	BRASS	AWG 18-22	8000		
2103/7721	4.3Y	0.5	4.3	16.8	7.3	6.3	BRASS	AWG 18-22	8000		
2106/7721	4.3Y	0.4	4.3	16.8	7.3	6.4	BRASS	AWG 20-24	10000		
2116	5.4Y	0.4	5.4	16.8	7.3	6.4	BRASS	AWG 20-24	10000		




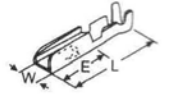


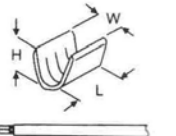
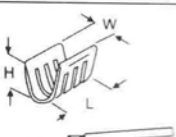
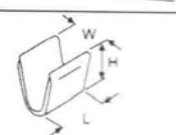

Part NO.	Type	Thickness	D	L	W	E	Material	Wire AWG#	Pcs/Reel	Remark	Diagram
2107/7620	5.4Y	0.6	5.4	22.3	10	13.7	BRASS	AWG 14-18	4000		
2104/7620	5.4Y	0.8	5.4	22.3	10	13.7	BRASS	AWG 14-18	4000		
2105/7720	6.4Y	0.6	6.4	24.6	12.1	16	BRASS	AWG 14-18	4000		
2180/7720	6.4Y	0.8	6.4	24.6	12.1	16	BRASS	AWG 14-16	3500		
2109	3.4Y	0.7	3.4	22.8	7	6.6	BRASS	AWG 8-12	3000		
2119	3.4Y	1	3.4	22.8	7	6.6	BRASS	AWG 4-10	2500		
2111	3.9Y	0.5	3.8	16.5	8	5.8	BRASS	AWG 18-22	4000		
2112	11Y	0.4	11.4	23.2	15.9	9.7	BRASS	AWG 16-20	4000		
2230	105 SF	0.25	H	L	W	E	BRASS	AWG 20-24	15000		
			0.4	8	3.5	3.5					
2220	110 SF	0.25	0.5	11.4	3.75	5.9	BRASS	AWG 18-22	20000		
2209/7704	110	0.25	0.5	15.4	3.8	6.4	BRASS	AWG 22-28	15000		
2231/7704	110	0.25	0.8	15.4	3.8	6.4	BRASS	AWG 22-28	15000		
2210/7704	110	0.25	0.5	15.4	3.8	6.4	BRASS	AWG 18-22	15000		
2232/7704	110	0.25	0.8	15.4	3.8	6.4	BRASS	AWG 18-22	15000		
2211/7704	110	0.25	0.5	15.4	3.8	6.4	BRASS	AWG 14-18	15000		
2233/7704	110	0.25	0.8	15.4	3.8	6.4	BRASS	AWG 14-18	15000		
2221	110AMP	0.25		17.4	3.8	6	BRASS	AWG 18-22	10000		
2212	110 H	0.25	0.5	15.55	3.8	6.3	BRASS	AWG 16-20	10000		
2222	110 H	0.25	0.5	15.55	3.8	6.3	BRASS	AWG 14-16	10000		
2201/7703	187	0.3	0.5	15	5.6	6.1	BRASS	AWG 22-26	12000		
2234/7703	187	0.3	0.8	15	5.6	6.1	BRASS	AWG 22-26	12000		
2202/7703	187	0.3	0.5	15	5.6	6.1	BRASS	AWG 18-20	10000		
2223/7703	187	0.3	0.8	15	5.6	6.1	BRASS	AWG 18-20	10000		
2203/7703	187	0.3	0.5	15	5.6	6.2	BRASS	AWG 14-18	10000		
2224/7703	187	0.3	0.8	15	5.6	6.2	BRASS	AWG 14-18	10000		

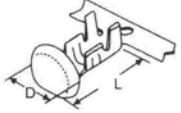

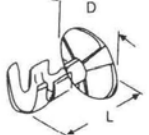
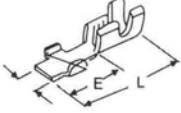
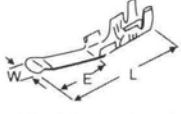
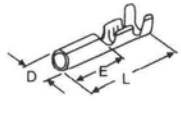
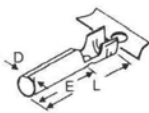
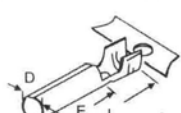
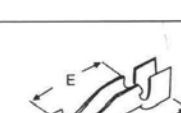



Part NO.	Type	Thickness	H	L	W	E	Material	Wire AWG#	Pcs/Reel	Remark	Diagram
2204/7702	205	0.35	0.5	15.6	6.3	6.2	BRASS	AWG 22-26	12000		
2238/7702	205	0.35	0.8	15.6	6.3	6.2	BRASS	AWG 22-26	12000		
2205/7702	205	0.35	0.5	15.6	6.4	6.2	BRASS	AWG 18-22	10000		
2239/7702	205	0.35	0.8	15.6	6.4	6.2	BRASS	AWG 18-22	10000		
2206/7702	205	0.35	0.5	15.6	6.4	6.2	BRASS	AWG 14-16	10000		
2240/7702	205	0.35	0.8	15.6	6.4	6.2	BRASS	AWG 14-16	10000		
2215/7802	205	0.35	0.5	15.6	6.3	6.2	BRASS	AWG 22-26	10000		
2235/7802	205	0.35	0.8	15.6	6.3	6.2	BRASS	AWG 22-26	10000		
2216/7802	205	0.35	0.5	15.6	6.4	6.2	BRASS	AWG 18-22	10000		
2236/7802	205	0.35	0.8	15.6	6.4	6.2	BRASS	AWG 18-22	10000		
2217/7802	205	0.35	0.5	15.6	6.4	6.2	BRASS	AWG 14-16	10000		
2237/7802	205	0.35	0.8	15.6	6.4	6.2	BRASS	AWG 14-16	10000		
2118	205AR	0.35	0.5	14.8	6.4	6.5	BRASS	AWG 18-22	8000		
2219	205AR	0.35	0.5	14.8	6.4	6.5	BRASS	AWG 14-18	6000		
2207/7710-L	250	0.4	0.8	19.5	7.6	7.7	BRASS	AWG 18-22	6000		
2208/7710-L	250	0.4	0.8	19.5	7.6	7.7	BRASS	AWG 14-18	6000		
2225	250	0.4	0.8	19.5	7.6	7.7	BRASS	AWG 8-12	5000		
2241/7701-M	250	0.4	0.8	19.5	7.6	7.7	BRASS	AWG 18-22	6000		
2213/7701	250 P	0.4	0.8	19.5	7.6	7.7	BRASS	AWG 14-18	6000		
2226	250 P	0.4	0.8	19.5	7.6	7.7	BRASS	AWG 8-12	5000		
2227	250 H	0.3	0.8	19.5	7.6	7.8	BRASS	AWG 18-22	6000		
2214	250 H	0.3	0.8	19.5	7.65	7.8	BRASS	AWG 14-18	5000		
2228	250 H	0.3	0.8	19.5	7.65	7.8	BRASS	AWG 8-12	4500		
2229	250 H	0.4	0.8	19.3	7.65	7.75	BRASS	AWG 14-18	5000		
2607	250 ±	0.4		20	76	8.1	BRASS	AWG 14-18	1500		

Part NO.	Type	Thickness	H	L	W	E	Material	Wire AWG#	Pcs/Reel	Remark	Diagram	
2314/7708	110	0.5	19.4	15.7	2.85	7.5	BRASS	AWG 18-22	10000			
2322	110	0.5		20.7	2.85	12	BRASS	AWG 16-22	10000			
2302/7711	110	0.5	24.75	20.7	2.85	12	BRASS	AWG 14-18	10000			
2321	110	0.5		20.8	2.85	12	BRASS	AWG 16-22	10000			
2301	110	0.5	24.75	20.8	2.85	12	BRASS	AWG 14-18	10000			
2303	187	0.5		17.1	4.75	6.6	BRASS	AWG 18-20	10000			
2307	205	0.5	19.6	17.1	5.3	6.6	BRASS	AWG 18-20	10000			
2308/7809	250	0.4		L 17	W 5.85	E 7.4	H 0.8	BRASS	AWG 16-18	5000		
2306/7709	250	0.4		14	5.85	14	0.8	BRASS	AWG 14-18	5000		
2305/7707	250	0.4	12.85	5.95	14	0.8	BRASS	AWG 14-18	5000			
2306/7706	250	0.8	12.85	6.45	7.8		BRASS	AWG 16-18	5000			
2324	250	0.8	12.85	6.3	8.85		BRASS	AWG 18-20	5000			
2309	110	0.5	12.85	6.3	6.8		BRASS		5000			
2310	187	0.5	12.85	4.76	7		BRASS		2000			
2311	187	0.8	12.85	4.76	7		BRASS		2000			
2315/7757	205	0.5		5.3	7		BRASS		2000			
2316/7757	205	0.8		5.3	7		BRASS		2000			

Part NO.	Type	Thickness	H	L	W	E	Material	Wire AWG#	Pcs/Reel	Remark	Diagram
2312/7757	250	0.8		13.9	6.48	9.0	BRASS		1000		
2313/7757	250	0.8		18.2	6.45	12.2	BRASS		1000		
2317/7756	187 PC -90°	0.8	L	W	E	D	BRASS		2000		
			13.2	4.9	6.8	6.4					
2318/7758	250 -90°	0.8	16.1	6.3	8.1	6.4	BRASS		1000		
2319	187	0.5	8.8	4.7		4.3	BRASS		3000	3000	
2320	250	0.8	8.5	6.3		4.3					
2507/7718	110	0.3	H	L	W	E	BRASS	AWG 16-20	10000		
			0.5	11	3.9	5.2					
2512/7717	187	0.35	0.5	11.6	5.9	5.65	BRASS	AWG 18-22	6000		
2522/7717	187	0.35	0.8	11.6	5.9	5.65	BRASS	AWG 18-22	6000		
2513	187	0.35	0.5	11.8	5.6	6.3	BRASS	AWG 14-18	2500		
2509/7716	205	0.4	0.6	12.2	6.4	6.4	BRASS	AWG 16-20	5000		
2518	205	0.4	0.6	12.2	6.45	6.4	BRASS	AWG 14	4000		
2514/7715	250	0.4	0.8	14.6	7.6	7.2	BRASS	AWG 14-18	3000		
2508/7714	250	0.4	0.8	16.7	7.65	7.7	BRASS	AWG 14-16	2500		

Part NO.	Type	Thickness	H	L	W	E	Material	Wire AWG#	Pcs/Reel	Remark	Diagram	
2515/7714	250	0.4	0.8	16.7	7.65	7.7	BRASS	AWG 14-16	2500			
2516	250	0.45	0.8	13.2	8.1	7.8	BRASS	AWG 12-18	1800			
2516	250	0.45	0.8	13.2	8.1	7.8	BRASS PHOS.	AWG 12-18	1800			
2517	312	0.8	H	L	W	E	A	PHOS. BRASS	AWG 4-10	1000		
2517	312	0.8	0.8	23.5	10	13.7	27	PHOS. BRASS	AWG 4-10	1000		
2502	4.3Y	0.4	D	L	W	E		BRASS	AWG 16-20	6000		
2502	4.3Y	0.4	4.3	14.6	8.4			BRASS	AWG 16-20	6000		
2503	2.7 φ	0.4	2.7	14.4	8.4			BRASS	AWG 16-22	6000		
2504	4.3 φ	0.4	4.3	14.4	8.4			BRASS	AWG 16-22	6000		
2519	4.8Y	0.4	4.8	14.3	8.45			BRASS	AWG 18-22	6000		
2505	4.3Y	0.4	4.15	12.9	8	9.1		BRASS	AWG 18-22	6000		
2506	2.7 φ	0.4	2.65	12.7	8	8.3		BRASS	AWG 16-20	6000		
2501	4.3 φ	0.4	4.3	12.7	8	8.3		BRASS	AWG 16-20	6000		
2401/7739	5 φ	0.4	3.96	18		9.6		BRASS	AWG 14-18	7000		
2402/7740	4 φ	0.4	3.5	16.6		8.5		BRASS	AWG 14-18	8000		
2407	4 φ	0.4	3.5	13.5		7.9		BRASS	AWG 16-20	10000		
2403/7839	5 φ	0.4	3.96	18		8.3		BRASS	AWG 14-18	7000		
2404/7840	4 φ	0.4	3.5	17.4		7.3		BRASS	AWG 14-18	8000		
2405	5 φ	0.3	3.4	19.7	11.2	8		BRASS	AWG 14-18	4000		
2456	4 φ	0.3	3.96	20.6	11.4	9		BRASS	AWG 14-18	3000		

Part NO.	Type	Thickness	D	L	W	E	Material	Wire AWG#	Pcs/Reel	Remark	Diagram
2408		0.4	4.6	21.7		12	BRASS	AWG 14-18	5000		
2409		0.4	4.6	20		10.6	BRASS	AWG 14-18	5000		
2410		0.25		13.1	3.9	7.6	PHOS. BRONZE	AWG 18-22	5000		
2411		0.3		13.1	3.25	5.7	BRASS	AWG 18-22	5000		
2416		0.4	1	15.7	5	3.5	BRASS	AWG 16-20	10000		
2413	FUSI	0.3	H	L	W	E	BRASS	AWG 14-18	5000		
			6.6	18	6.6	7					
2414	FUSI	0.5		10.1	3.2	10.6	BRASS	AWG 6-12	6000		
2608	FUSI 6.3	0.4		16.7	7	6.4	BRASS	AWG 14-18	1800		
2606/7736	3m/m	0.3	2.1	3.3	2.5		BRASS	AWG 20-24	15000		
2601/7738	4m/m	0.3	2.1	3.8	3.5		BRASS	AWG 14-16	2000		
2602/7637	5m/m	0.4	3.6	5.1	3.7		BRASS	AWG 12-14	10000		
2603	6m/m	0.4	5	5.7	6.5		BRASS	AWG 6-10	7500		
2617	7m/m	0.5	7.2	6.85	7.7		BRASS	AWG 4-8	3000		
2640	5m/m	0.5	3.8	5.7	4.1		BRASS	AWG 14-16	7000		
2680	5m/m	0.5	4.8	5.6	5.4		BRASS	AWG 8-10	4000		
2618	6m/m	0.25	2.6	6.3	2.8		BRASS	AWG 16-22	15000		

Part NO.	Type	Thickness	D	L	W	E	Material	Wire AWG#	Pcs/Reel	Remark	Diagram
2604/7745	SMALL	0.4	4.8	6.9			BRASS	AWG 16-20	10000		
2605/7743	BIG	0.4	6.3	9.5			BRASS	AWG 14-18	5000		
2625 2626		0.4 0.4	5.7 5.7	8.8 8.8			BRASS BRASS	AWG 18-20 AWG 14-16	6000 6000		
2609		0.5		16.2	4.65	8.4	BRASS	AWG 14-18	4000		
2610		0.3		22.6	3	10.5	PHOS. BRONZE	AWG 18-22	7000		
2611	2.35	0.3		14.2		6.1	BRASS	AWG 18-22	10000		
2615	1.48	0.3	2.35	12.4		8.2	BRASS	AWG 18-20	10000		
2616	2.35	0.3	1.48	15.6		9.8	BRASS	AWG 14-18	7500		
2703	1.0 φ	0.2	2.35	6.9	1.4	4	PHOS. BRONZE	AWG 24-28	10000		
2702	1.2 φ	0.2		7.7	1.35	5.35	PHOS. BRONZE	AWG 22-28	10000		
2701	1.8 φ	0.2		7	1.2	4.1	BRONZE	AWG 16-20	5000		
2704	2.0 φ	0.25		10.1	2.1	3.8	PHOS. BRASS	AWG 18-22	8000		

Part NO.	D	L±0.5	W	E±0.5	Pcs/Bag	Material	Diagram
S4020	2	22	4	17	2000	VINYL RESINE	
S4025	2.5	22	4	17	2000	VINYL RESINE	
S4028	2.8	22	4	17	2000	VINYL RESINE	
S4030	3	22	4	17	2000	VINYL RESINE	
S4025/35	2.5	35	4	30	2000	VINYL RESINE	
S4028/37	2.8	37	4	32	2000	VINYL RESINE	
S5820	2	22	5.8	16.8	1000	VINYL RESINE	
S5825	2.5	22	5.8	16.8	1000	VINYL RESINE	
S5830	3	22	5.8	16.8	1000	VINYL RESINE	
S5835	3.4	22	5.8	16.8	1000	VINYL RESINE	
S5830/35	3	35	5.8	30	1000	VINYL RESINE	
S6525	2.5	24	6.5	17	1000	VINYL RESINE	
S6530	3	24	6.5	17	1000	VINYL RESINE	
S6535	3.5	24	6.5	17	1000	VINYL RESINE	
S6540	4	24	6.5	17	1000	VINYL RESINE	
S6540/37	3	37	6.5	32	1000	VINYL RESINE	
S8025	2.5	26	7.8	20	1000	VINYL RESINE	
S8030	3	26	7.8	20.2	1000	VINYL RESINE	
S8035	3.5	27	8	20.2	1000	VINYL RESINE	
S8038	3.8	27	8	20.2	1000	VINYL RESINE	
S8040	4	27	8	20.2	1000	VINYL RESINE	
S8045	4.5	27	8	20.2	1000	VINYL RESINE	
S8050	5	27	8	20.2	1000	VINYL RESINE	
S9035	3.5	25	9.5	18	1000	VINYL RESINE	
S8025/30	2.5	30	7.8	25	1000	VINYL RESINE	
S8025/37	2.5	37	7.8	31	1000	VINYL RESINE	
S8025/37	3	37	7.8	31	1000	VINYL RESINE	
S8035/35	3.5	35	8	29	1000	VINYL RESINE	
S8035/37	3.5	37	8	31	1000	VINYL RESINE	
S8035/40	3.5	40	8	34	1000	VINYL RESINE	
F6230	3	13	6.2	14	1000	VINYL RESINE	
F8040/14	4	14	8	14	1000	VINYL RESINE	
F8040/15	4	14	8	15	1000	VINYL RESINE	
F8845/14	4.5	16	8.8	14	1000	VINYL RESINE	
F8845/15	4.5	16	8.8	15	1000	VINYL RESINE	
F8845/17	4.5	16	8.8	17	1000	VINYL RESINE	
F8845/18	4	19	9.5	18	1000	VINYL RESINE	
F8540/21	4	19	9.5	21	1000	VINYL RESINE	
A110	2	21	4.5	7	2000	VINYL RESINE	
A187	2.4	21	5.7	7	2000	VINYL RESINE	
A205	2.6	22	6.5	7	1000	VINYL RESINE	
A250	3	25.2	7.5	8.2	1000	VINYL RESINE	
F110	2.5	4	15	4.2	1000	VINYL RESINE	
F187	3	6.8	14	6.4	1000	VINYL RESINE	
F205	3	7.5	14	7	1000	VINYL RESINE	
F250/16	4	8.8	17	8.2	1000	VINYL RESINE	
F250/18	4	8.8	18	9	1000	VINYL RESINE	
S1125	2.5	35	12	29.5	500	VINYL RESINE	
S1230	3	35	12	29	500	VINYL RESINE	
S1232	3.2	36	12	29	500	VINYL RESINE	
S1240	4	36	12	29	500	VINYL RESINE	

Part NO.	D	L±0.5	W	E±0.5	Pcs/Bag	Material	Diagram
R4225	2.5	14	3.8	7	2000	VINYL RESINE	
R4228	2.8	13	3.7	7.5	2000	VINYL RESINE	
R4230	3	14	4.1	7.5	2000	VINYL RESINE	
R4235	3.5	16	4.4	8	2000	VINYL RESINE	
R4240	4	14.5	4.7	7.5	2000	VINYL RESINE	
R4028/32	2.8	32	4	27	1000	VINYL RESINE	
R5025/28	2.5	28	5	21.5	1000	VINYL RESINE	
R2025/33	2.5	33	5	27	1000	VINYL RESINE	
R5025/38	2.5	38	5	31	1000	VINYL RESINE	
R5025/33	2.8	33	5	27	1000	VINYL RESINE	
R5030/28	3	28	5	21.5	1000	VINYL RESINE	
R5030/33	3	33	5	27	1000	VINYL RESINE	
R5030/38	3	38	5	31	1000	VINYL RESINE	
R5035/33	3.5	33	5	27	1000	VINYL RESINE	
R7025	2.5	25	7	20	1000	VINYL RESINE	
R7028	2.8	25	7	20	1000	VINYL RESINE	
R7028/30	2.8	30	7	25	1000	VINYL RESINE	
R5845/32	4.5	32	5	15.5	1000	VINYL RESINE	