

Pin connectors 2.00mm

Single row/double row

Solder tail

Series: PFD

"Hard metric" PCB Pin connectors SMD mount

Technical Specs:

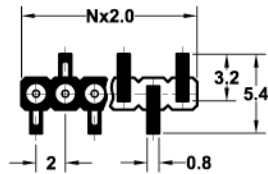
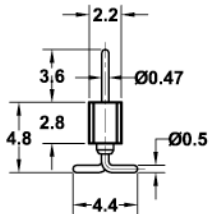
Insulator:	Black glass filled polyester PPS-GF30-FR
Flammability:	UL 94V-O
Sleeve:	Brass CuZn 36pb3(36000)
Mating pin Ø:	0.47 mm
Mechanical life:	min 500 cycles
Rated current:	3 A
Contact resistance:	max 10 mΩ
Dielectric strength:	min 1000V _{RMS}
Coplanarity SMD terminations:	max 0.1mm(measured on 25 mm long connectors)



Ordering information

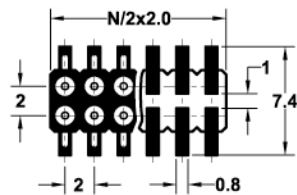
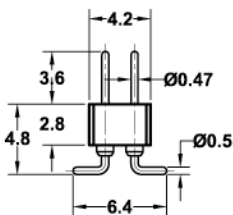
PFD - NNN X - A P 1010A

No. of Positions	Insulator Type code	Pin Plating code
	1 Single row	1 Tin150μ"
	2 Double row	2 Tin200μ"
		3 GF
		4 Gold2μ"
		5 Gold3μ"
		6 Gold10μ"
		7 Gold15μ"
		S Special



PFD-NNN1-AP1010A

SMD socket connector: single row, perpendicular mount
Availability from: 2 to 40 contacts
Standard number of contacts 40



PFD-NNN2-AP1010A

SMD socket connector: double row perpendicular
Availability from: 4 to 80 contacts
Standard number of contacts 80